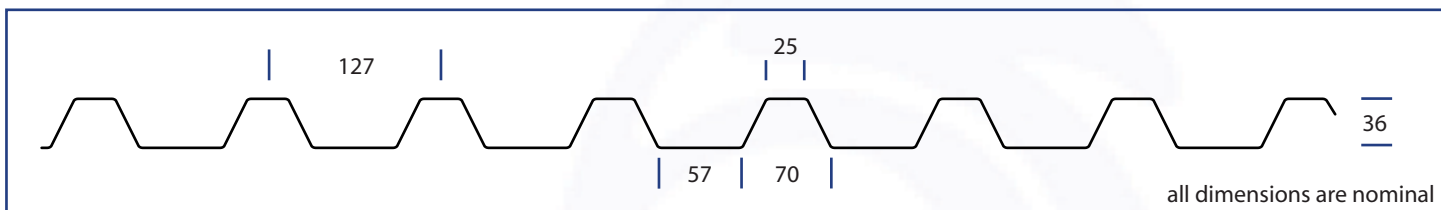



Metcom7

Metcom7 is an aesthetically pleasing profile used in commercial roof and wall cladding applications. Metcom7 has excellent spanning capabilities and adds great value and appearance to any project. Metcom7 is available in Zinalume, Galvsteel, COLORSTEEL MAXAM®.



Cover: 889mm Sheet Width: 933mm Min Pitch: 3°

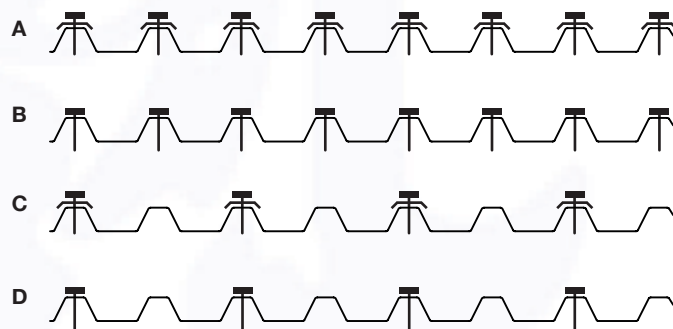


Recommended Fixings

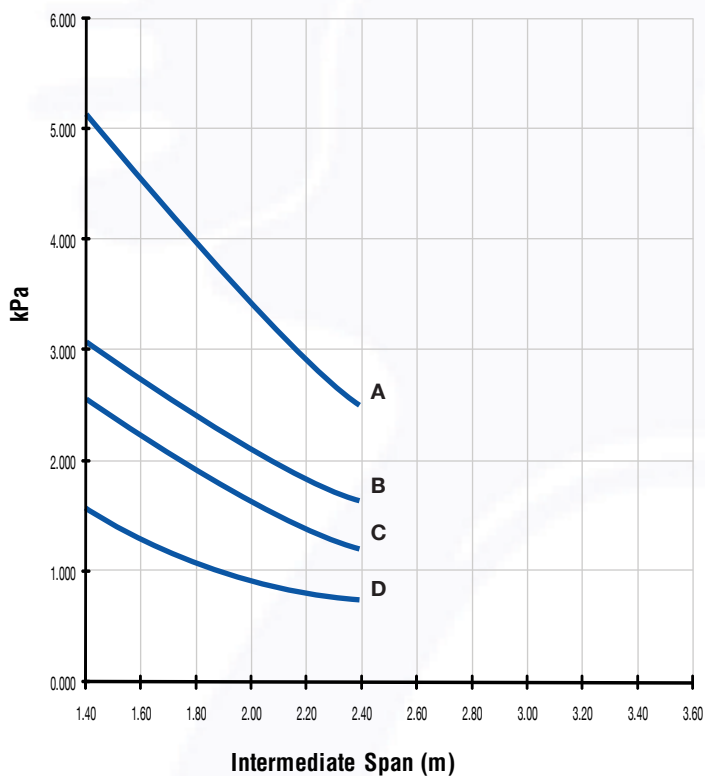
Timber: 14G x 75mm or 14G x 90mm with load spreading washer

Steel: 12G x 65mm or 12G x 75mm with load spreading washer

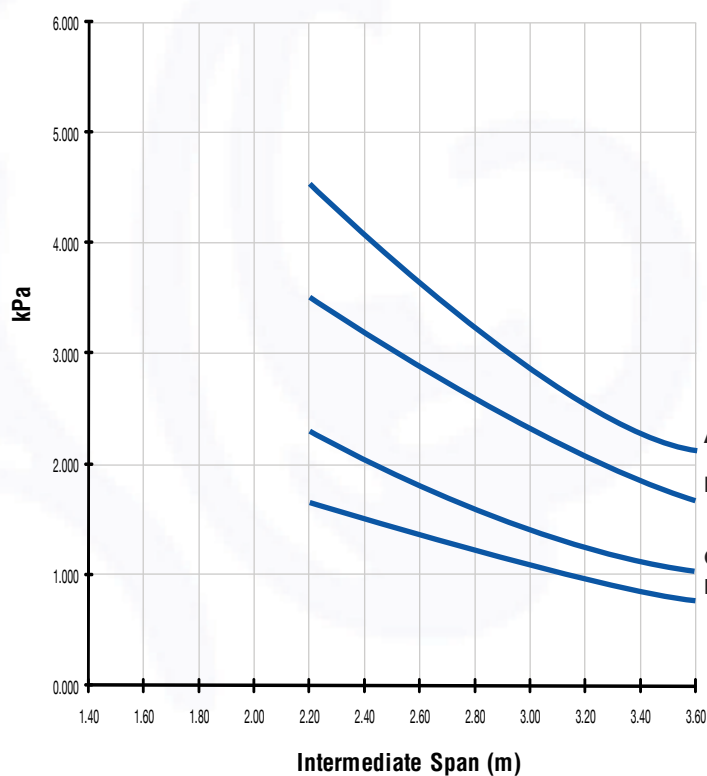
Fixing Patterns



Metcom7 0.40mm UDL



Metcom7 0.55mm UDL



Note: The intermediate spans shown in the graphs above are based on G550 Steel as the base metal. To calculate end spans please multiply the intermediate span calculated by 0.66. Spans are based on restricted access. For alternative metals please contact your local Metalcraft branch.

Manufacturing Locations Wellington

Metcom 7 is available for purchase from all Metalcraft branch locations

www.metalcraftroofing.co.nz