

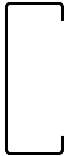






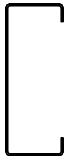



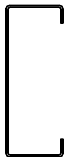







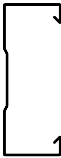


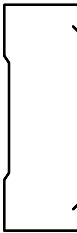


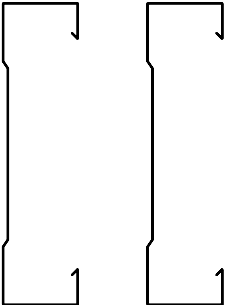


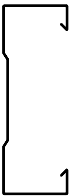
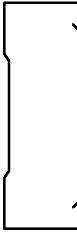
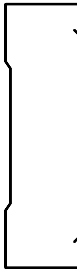



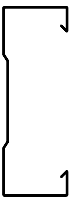

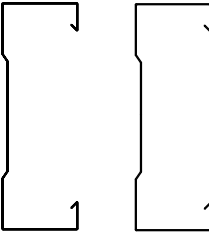


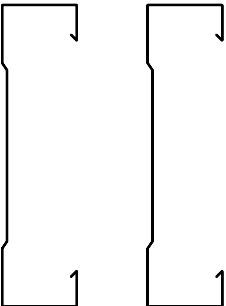


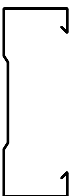
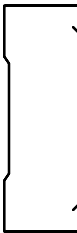
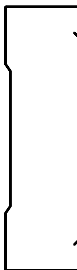









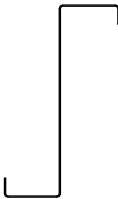






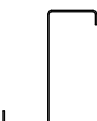

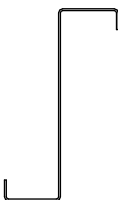
100	150	200	250	300	350	400
 100-10	 150-12	 200-15	 250-15	 300-24(90)+300-30(90)	 350-24	 400-24
 100-12	 150-15	 200-19	 250-19			
 100-16	 150-19	 200-24	 250-24	 300-24(100)+300-30(100)	 350-30	 400-30
 100-19	 150-24					

ALL DIMENSIONS AND MEASUREMENTS PROVIDED ARE INDICATIVE. FOR PRECISE DIMENSION AND MEASUREMENT, PLEASE REFER TO THE METALCRAFT STRUCTURAL GUIDE.

150	200	250	275	300	325	350	400
							
150-12	200-12	250-13	275-15	300-15	325-15	350-18	
							
150-15	200-15	250-15		300-18		350-23	400-20 400-23
							
150-18	200-18	250-18	275-18	300-23 300-24	325-18	350-24	
							
150-23	200-23	250-23		300-30		350-30	400-24 400-30

ALL DIMENSIONS AND MEASUREMENTS PROVIDED ARE INDICATIVE. FOR PRECISE DIMENSION AND MEASUREMENT, PLEASE REFER TO THE METALCRAFT STRUCTURAL GUIDE.

+
+

100	150		200	250
				
100-10	150-10		200-12	
				
100-12	150-12		200-15	250-15
				
100-15	150-15		200-19	250-19
				
100-19	150-19	150-24	200-24	250-24

ALL DIMENSIONS AND MEASUREMENTS PROVIDED ARE INDICATIVE. FOR PRECISE DIMENSION AND MEASUREMENT, PLEASE REFER TO THE METALCRAFT STRUCTURAL GUIDE.